

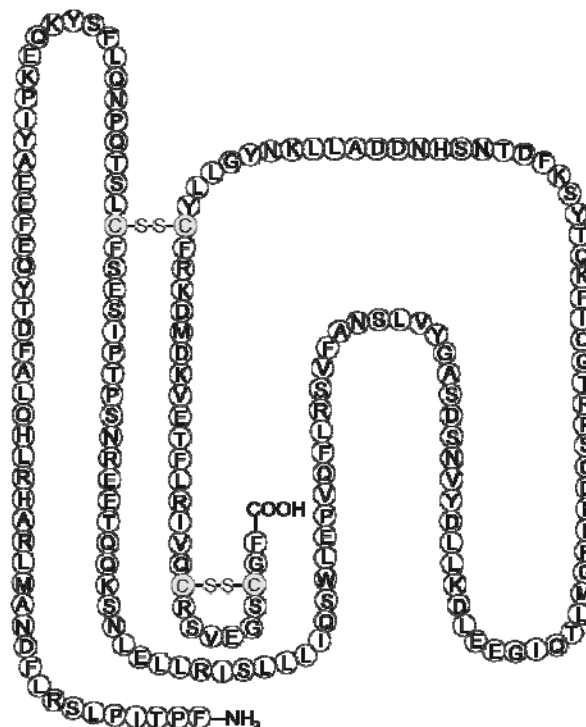
OMNITROPE™

(somatotropin [rDNA origin]) for injection

DESCRIPTION

OMNITROPE™ (somatotropin [rDNA origin]) for injection is a polypeptide hormone of recombinant DNA origin. It has 191 amino acid residues and a molecular weight of 22,125 daltons. The amino acid sequence of the product is identical to that of human growth hormone of pituitary origin (somatotropin). OMNITROPE™ is synthesized in a strain of *Escherichia coli* that has been modified by the addition of the gene for human growth hormone. OMNITROPE™ is a sterile white lyophilized powder intended for subcutaneous injection.

Figure 1: Schematic amino acid sequence of human growth hormone including the disulfide bonds



The biological activity of hGH is determined by the rat weight gain bioassay according to the U.S. Pharmacopeial monograph for Somatotropin. This bioassay is based on the hGH mediated growth induction in hypophysectomized rats. The bioidentity of the recombinant protein is

measured by comparing its growth inducing effect with the growth inducing effect of a reference preparation calibrated in International Units.

OMNITROPE™ 5.8 mg is dispensed in a vial containing 5.8 mg of somatropin (approximately 17.4 IU), glycine (27.6 mg), disodium hydrogen phosphate heptahydrate (2.09 mg), and sodium dihydrogen phosphate dihydrate (0.56 mg). The product is supplied with a vial containing 1.14 mL diluent (Bacteriostatic Water for Injection containing 1.5% benzyl alcohol as a preservative). After reconstitution of the lyophilized powder, the solution has a concentration of 5 mg/mL (approx. 15 IU/mL).

OMNITROPE™ 1.5 mg is dispensed in a vial containing 1.5 mg of somatropin (approximately 4.5 IU), glycine (27.6 mg), disodium hydrogen phosphate heptahydrate (0.88 mg), and sodium dihydrogen phosphate dihydrate (0.21 mg). The product is provided with a vial containing 1.13 mL of diluent (Sterile Water for Injection). After reconstitution of the lyophilized powder, the solution has a concentration of 1.33 mg/mL (approx. 4 IU/mL).

The reconstituted somatropin solution has an osmolality of approximately 300 mOsm/kg, and a pH of approximately 7.0. The concentration of the reconstituted solution varies by strength and presentation (see HOW SUPPLIED section).

CLINICAL PHARMACOLOGY

In vitro, preclinical, and clinical tests have demonstrated that somatropins are therapeutically equivalent to human growth hormone of pituitary origin and achieve similar pharmacokinetic profiles in normal adults. In pediatric patients who have growth hormone deficiency (GHD), treatment with somatropin stimulates linear growth and normalizes concentrations of Insulin-like Growth Factor -I (IGF-I).

In adults with GHD, treatment with somatropin results in reduced fat mass, increased lean body mass, metabolic alterations that include beneficial changes in lipid metabolism, and normalization of IGF-I concentrations.

In addition, the following actions have been demonstrated for OMNITROPE™ and/or somatropin.

1. Tissue Growth

A. Skeletal Growth: Somatropin stimulates skeletal growth in pediatric patients with GHD. The measurable increase in body length after administration of somatropin results from an effect on the epiphyseal plates of long bones. Concentrations of IGF-I, which may play a role in skeletal growth, are generally low in the serum

of pediatric patients with GHD, but tend to increase during treatment with OMNITROPE™. Elevations in mean serum alkaline phosphatase concentration are also seen.

B. Cell Growth: It has been shown that there are fewer skeletal muscle cells in short-statured pediatric patients who lack endogenous growth hormone as compared with the normal pediatric population. Treatment with somatropin results in an increase in both the number and size of muscle cells.

2. Protein Metabolism

Linear growth is facilitated in part by increased cellular protein synthesis. Nitrogen retention, as demonstrated by decreased urinary nitrogen excretion and serum urea nitrogen, follows the initiation of therapy with somatropin.

3. Carbohydrate Metabolism

Pediatric patients with hypopituitarism sometimes experience fasting hypoglycemia that is improved by treatment with somatropin. Large doses of growth hormone may impair glucose tolerance.

4. Lipid Metabolism

In GHD patients, administration of somatropin has resulted in lipid mobilization, reduction in body fat stores, and increased plasma fatty acids.

5. Mineral Metabolism

Somatropin induces retention of sodium, potassium, and phosphorus. Serum concentrations of inorganic phosphate are increased in patients with GHD after therapy with somatropin. Serum calcium is not significantly altered by somatropin. Growth hormone could increase calciuria.

6. Body Composition

Adult GHD patients treated with somatropin at the recommended adult dose (see DOSAGE AND ADMINISTRATION) demonstrate a decrease in fat mass and an increase in lean body mass.

When these alterations are coupled with the increase in total body water, the overall effect of somatotropin is to modify body composition, an effect that is maintained with continued treatment.

PHARMACOKINETICS

Absorption

Following a subcutaneous injection of single dose of 5 mg OMNITROPE™ in healthy male and female adults, the extent of absorption (AUC) was 291 hr.µg/L and the peak concentration (C_{max}) was 37 µg/L. There are no pharmacokinetic data from patients with GHD.

Distribution

The mean volume of distribution of OMNITROPE™ following administration to healthy adults was estimated to be 1.4 L/kg.

Metabolism

The metabolic fate of OMNITROPE™ was not studied. However, it is presumed that the metabolic fate of OMNITROPE™ involves classical protein catabolism in both the liver and kidneys.

Excretion

The mean clearance subcutaneously administered OMNITROPE™ in healthy adults was 0.23 (± 0.04) L/hr·kg. The mean terminal half-life of OMNITROPE™ after a single subcutaneous injection in healthy adults is 2.4 hours.

Special Populations

Pediatric: Available literature data suggest that GH clearance is similar in GHD pediatric and adult patients.

Gender: No gender studies have been performed in pediatric patients; however, following a subcutaneous injection of 5 mg (around 0.07 mg/kg) OMNITROPE™ to healthy adults volunteers, gender has no effect on some pharmacokinetic parameters of OMNITROPE™ (C_{max} and t_{max}). However, statistical differences were observed for some pharmacokinetic parameters (AUC, V_z, CL/F) of OMNITROPE™ and between males and females, which can be explained by differences in body weight.

Race: No studies have been conducted with OMNITROPE™ to assess pharmacokinetic differences among races.

Renal or hepatic insufficiency: No studies have been conducted with OMNITROPE™ in these patient populations.

CLINICAL STUDIES

Pediatric Growth Hormone Deficiency (GHD)

The efficacy and safety of OMNITROPE™ was compared with another somatropin approved for growth hormone deficiency (GHD) in pediatric patients. In a randomized clinical trial involving a total of 89 GHD children 44 patients received OMNITROPE™ and 45 patients received the other somatropin for 9 months. OMNITROPE™ was continued beyond 9 months on the same treatment and dose. In both groups, somatropin was administered as a daily subcutaneous (SC) injection at a dose of 0.03 mg/kg. OMNITROPE™ and the somatropin comparator showed similar effects on growth during the 9 months of treatment. The efficacy results for OMNITROPE™ are summarized in Table 1.

Table 1 Baseline growth characteristics and effect of OMNITROPE™ after 9 Months of Treatment

	OMNITROPE™ N=44 ² Mean (SD)	Somatropin N=45 ² Mean (SD)	Treatment effect ¹ Mean (95% CI)
<u>Height velocity (cm/yr)</u>			
Pre-treatment	3.8 (1.2)	4.0 (0.8)	
Month 9	10.7 (2.6)	10.7 (2.9)	
Change from pre-treatment to Month 9	6.9 (3.1)	6.8 (3.2)	-0.2 (-1.4, 0.9)
<u>Height velocity SDS</u>			
Pre-treatment	-2.4 (1.3)	-2.3 (1.1)	
Month 9	6.1 (3.7)	5.4 (3.2)	
Change from pre-treatment to Month 9	8.6 (4.2)	7.8 (3.4)	0.6 (-0.8, 2.1)
<u>Height SDS</u>			
Pre-treatment	-3.0 (0.7)	-3.1 (0.9)	
Month 9	-2.3 (0.7)	-2.5 (0.7)	
Change from pre-treatment to Month 9	0.8 (0.4)	0.7 (0.5)	0.1 (0.0, 0.3)
<u>IGF-1³</u>			
Pre-treatment	158.6 (92.0)	157.7 (43.0)	
Month 9	291.1 (174.0)	301.9 (182.9)	
<u>IGFBP-3³</u>			
Pre-treatment	3.5 (1.3)	3.5 (1.0)	
Month 9	4.6 (3.0)	4.0 (1.5)	

¹ Between-group comparison for change from pre-treatment performed using ANCOVA with baseline as the covariate. The treatment effect is expressed as least squares mean (95% CI)

² Data for month 9 and any differences between pre-treatment and month 9 are only based on patients who completed the study up to month 9, i.e. with OMNITROPE™: N = 42, Somatropin: N = 44.

³ Calculated only for patients with measurements above the level of detection

Subjects in the OMNITROPE™ group were continued on the same treatment for 6 additional months in an extension phase. Height velocity during the extension phase (months 9 to 15) was comparable to height velocity during Months 6-9.

Adult Growth Hormone Deficiency (GHD)

Randomized, placebo-controlled clinical trials with somatropin have been conducted in adult GHD patients.

In these trials, beneficial changes in body composition were observed at the end of a 6-month treatment period for patients receiving somatropin as compared with the placebo patients. Lean body mass, total body water, and lean/fat ratio increased, while total body fat mass and waist circumference decreased. These effects on body composition were maintained when treatment was continued beyond 6 months. Bone mineral density declined after 6 months of treatment but returned to baseline values after 12 months of treatment.

INDICATIONS AND USAGE

OMNITROPE™ is indicated for:

- Long-term treatment of pediatric patients who have growth failure due to an inadequate secretion of endogenous growth hormone.
- Long-term replacement therapy in adults with growth hormone deficiency (GHD) of either childhood- or adult- onset etiology. GHD should be confirmed by an appropriate growth hormone stimulation test.

CONTRAINDICATIONS

OMNITROPE™ should not be used when there is any evidence of neoplastic activity. Intracranial lesions must be inactive and antitumor therapy complete prior to the institution of therapy. OMNITROPE™ should be discontinued if there is evidence of tumor growth.

Growth hormone should not be used for growth promotion in pediatric patients with fused epiphyses.

Growth hormone should not be initiated to treat patients with acute critical illness due to complications following open heart or abdominal surgery, multiple accidental traumas, or to patients having acute respiratory failure. Two placebo-controlled clinical trials in non-growth hormone deficient adult patients with these conditions revealed a significant increase in mortality among somatropin-treated patients compared to those receiving placebo (see WARNINGS).

Growth hormone is contraindicated in patients with Prader-Willi syndrome who are severely obese or have severe respiratory impairment.

Treatment with OMNITROPE™ is contraindicated in case of hypersensitivity to somatropin or to any of the excipients.

WARNINGS

The OMNITROPE™ 5.8 mg presentation contains benzyl alcohol as a preservative. It should not be used in newborns.

See CONTRAINDICATIONS for information on increased mortality in patients with acute critical illnesses in intensive care units due to complications following open heart or abdominal surgery, multiple accidental traumas, or with acute respiratory failure. The safety of continuing growth hormone treatment in patients receiving replacement doses for approved indications who concurrently develop these illnesses has not been established. Therefore, the potential benefit of treatment continuation with growth hormone in patients having acute critical illnesses should be weighed against the potential risk.

PRECAUTIONS

General

Treatment with OMNITROPE™, as with other growth hormone preparations, should be directed by physicians who are experienced in the diagnosis and management of patients with GHD.

Patients and caregivers who will administer OMNITROPE™ in medically unsupervised situations should receive appropriate training and instruction on the proper use of OMNITROPE™ from the physician or other suitably qualified health professional.

Patients with GHD secondary to an intracranial lesion should be examined frequently for progression or recurrence of the underlying disease process. Review of literature reports of pediatric use of somatropin replacement therapy reveals no relationship between this therapy and recurrence of central nervous system (CNS) tumors. In adults, it is unknown whether there is any relationship between somatropin treatment and CNS tumor recurrence.

Patients should be monitored carefully for any malignant transformation of skin lesions.

Caution should be used if growth hormone is administered to patients with diabetes mellitus, and insulin dosage may need to be adjusted. Patients with diabetes or glucose intolerance should be monitored closely during treatment with OMNITROPE™. Patients with risk factors for glucose intolerance, such as obesity or a family history of Type II diabetes, should be monitored closely as well. Because growth hormone may induce a state of insulin resistance, patients should be observed for evidence of glucose intolerance.

In patients with hypopituitarism (multiple hormonal deficiencies) standard hormonal replacement therapy should be monitored closely when treatment with OMNITROPE™ is

instituted. Hypothyroidism may develop during treatment with OMNITROPE™, and inadequate treatment of hypothyroidism may prevent optimal response to OMNITROPE™. Therefore, patients should have periodic thyroid function tests and be treated with thyroid hormone when indicated.

Pediatric patients with endocrine disorders, including GHD, have a higher incidence of slipped capital femoral epiphyses. Any pediatric patient with the onset of a limp or complaints of hip or knee pain during growth hormone therapy should be evaluated.

Progression of scoliosis can occur in patients who experience rapid growth. Because growth hormone increases growth rate, patients with a history of scoliosis who are treated with growth hormone should be monitored for progression of scoliosis. However, growth hormone has not been shown to increase the incidence of scoliosis.

Intracranial hypertension (IH) with papilledema, visual changes, headache, nausea and/or vomiting has been reported in a small number of patients treated with growth hormone products. Symptoms usually occurred within the first 8 weeks of the initiation of growth hormone therapy. In all reported cases, IH-associated signs and symptoms resolved after termination of therapy or a reduction of the growth hormone dose.

Funduscopy examination of patients is recommended at the initiation, and periodically during the course of growth hormone therapy.

Before continuing treatment as an adult, a post-pubertal GHD patient who received growth hormone replacement therapy in childhood should be reevaluated with proper testing as described in INDICATIONS AND USAGE. If continued treatment is appropriate, OMNITROPE™ should be administered at the reduced dose level recommended for adult GHD patients.

Drug Interactions

Concomitant glucocorticoid treatment may inhibit the growth-promoting effect of growth hormone. Pediatric GHD patients with coexisting ACTH deficiency should have their glucocorticoid replacement dose carefully adjusted to avoid an inhibitory effect on growth (see also PRECAUTIONS - General.) Limited published data indicate that growth hormone treatment increases cytochrome P450 (CP450) mediated antipyrine clearance in man. These data suggest that growth hormone administration may alter the clearance of compounds known to be metabolized by CP450 liver enzymes (e.g. corticosteroids, sex steroids, anticonvulsants, cyclosporine). Careful monitoring is advisable when growth hormone is administered in combination with other drugs known to be metabolized by CP450 liver enzymes.

Carcinogenesis, Mutagenesis, Impairment Of Fertility

Mutagenicity or carcinogenicity studies have not been conducted with OMNITROPE™.

Pregnancy: Pregnancy Category B

Reproduction studies carried out with recombinant human growth hormone (somatropin) at doses of 0.3, 1, and 3.3 mg/kg/day administered subcutaneously (SC) in the rat and 0.08, 0.3, and 1.3 mg/kg/day administered intramuscularly in the rabbit (highest doses approximately 24 times and 19 times the recommended human therapeutic levels, respectively, based on body surface area) resulted in decreased maternal body weight gains but were not teratogenic. In rats receiving SC doses during gametogenesis and up to 7 days of pregnancy, 3.3 mg/kg/day (approximately 24 times human dose) produced anestrus or extended estrus cycles in females and fewer and less motile sperm in males. When given to pregnant female rats (days 1 to 7 of gestation) at 3.3 mg/kg/day a very slight increase in fetal deaths was observed. At 1 mg/kg/day (approximately seven times human dose) rats showed slightly extended estrus cycles, whereas at 0.3 mg/kg/day no effects were noted.

In perinatal and postnatal studies in rats, somatropin doses of 0.3, 1, and 3.3 mg/kg/day produced growth-promoting effects in the dams but not in the fetuses. Young rats at the highest dose showed increased weight gain during suckling but the effect was not apparent by 10 weeks of age. No adverse effects were observed on gestation, morphogenesis, parturition, lactation, postnatal development, or reproductive capacity of the offspring due to somatropin. There are, however, no adequate and well-controlled studies in pregnant women. Because animal reproduction studies are not always predictive of human response, this drug should be used during pregnancy only if clearly needed.

Nursing Mothers

There have been no studies conducted with somatropin in nursing mothers. It is not known whether this drug is excreted in human milk. Because many drugs are excreted in human milk, caution should be exercised when somatropin is administered to a nursing woman.

Geriatric Use

The safety and effectiveness of OMNITROPE™ in patients age 65 and over has not been evaluated in clinical studies. Elderly patients may be more sensitive to the action of OMNITROPE™ and may be more prone to develop adverse reactions.

ADVERSE REACTIONS

As with all protein drugs, a small number of patients may develop antibodies to the protein. Growth hormone antibody with binding capacity lower than 2 mg/L has not been associated with

growth attenuation. In some cases when binding capacity is > 2mg/L, interference with growth response has been observed.

Preparations of OMNITROPE™ contain a small amount of host cell *Escherichia coli* peptides (HCP). Anti-HCP antibodies are found in a small number of patients treated with OMNITROPE™, but these appear to be of no clinical significance.

The following events were observed during the OMNITROPE™ clinical studies conducted in children with GHD:

Table 2. Incidence of drug-related treatment-emerged adverse events occurring in ≥ 5% pediatric patients with GHD during first 15 months of treatment (N=44)

Adverse event	Number (%)
Hypothyroidism	7 (16%)
Elevated HbA1c	6 (14%)
Eosinophilia	5 (11%)
Hematoma	4 (9%)
Headache	3 (7%)
Hypertriglyceridemia	2 (5%)
Leg Pain	2 (5%)

In clinical trials with somatropin in GHD adults, the majority of the adverse events consisted of mild to moderate symptoms of fluid retention, including peripheral swelling, arthralgia, pain and stiffness of the extremities, peripheral edema, myalgia, paresthesia, and hypoesthesia. These events were reported early during therapy, and tended to be transient and/or responsive to dosage reduction.

The following events were observed in patients using somatropins (see also WARNINGS and PRECAUTIONS sections):

Short-term local injection site reactions, such as pain, numbness, redness and swelling. The subcutaneous administration of growth hormone at the same injection site over a long period may result in local lipoatrophy.

Disturbances in fluid balance (swelling), joint pain, muscle pain, stiffness of the hands and feet, numbness. In general, these undesirable effects occur at the beginning of therapy with growth hormones and also depend on the dose. They are common in adult patients, but uncommon in children.

Carpal tunnel syndrome in adults.

Benign intracranial hypertension, diabetes mellitus.

NDA 21-426 Agreed upon text

Due to the content of benzyl alcohol in OMNITROPE™, rare general hypersensitivity reactions are possible. No case was observed during the clinical trials.

Leukemia has been reported in small number of pediatric patients who have been treated with growth hormone, including growth hormone of pituitary origin and recombinant GH. The relationship, if any, between leukemia and growth hormone therapy is uncertain.

OVERDOSAGE

There is little information on acute or chronic overdosage with OMNITROPE™. Intravenously administered growth hormone has been shown to result in an acute decrease in plasma glucose. Subsequently, hyperglycemia was seen. It is thought that the same effect might occur on rare occasions with a high dosage of OMNITROPE™ administered SC. Long-term overdosage may result in signs and symptoms of acromegaly consistent with overproduction of growth hormone.

DOSAGE AND ADMINISTRATION

The dosage of OMNITROPE™ must be adjusted for the individual patient. The weekly dose should be divided into daily **subcutaneous** injections (administered preferably in the evening). OMNITROPE™ may be given in the thigh, buttocks, or abdomen; the site of SC injections should be rotated daily to help prevent lipoatrophy.

Pediatric GHD Patients: Generally, a dose of 0.16 to 0.24 mg/kg body weight/week is recommended.

Adult GHD Patients: The recommended dosage at the start of therapy is not more than 0.04 mg/kg/week. The dose may be increased at 4- to 8-week intervals according to individual patient requirements to a maximum of 0.08 mg/kg/week, depending upon patient tolerance of treatment. Clinical response, side effects, and determination of age-adjusted serum IGF-I may be used as guidance in dose titration. This approach will tend to result in weight-adjusted doses that are larger for women compared with men and smaller for older and obese patients.

OMNITROPE™ must not be injected intravenously.

OMNITROPE™ 1.5 mg is supplied with two vials, one containing somatropin as a powder and the other vial containing the diluent (Sterile Water for Injection). A sterile disposable syringe is used to mix the diluent and powder.

OMNITROPE™ 5.8 mg is supplied with two vials, one containing somatropin as a powder and the other vial containing diluent (Bacteriostatic Water for Injection containing benzyl alcohol as

NDA 21-426 Agreed upon text

a preservative). A sterile disposable syringe is used to withdraw the diluent and then reconstitute the lyophilized powder.

Once the diluent is added to the lyophilized powder, swirl gently; **do not shake**. Shaking may cause denaturation of the active ingredient.

All parenteral drug products should be inspected visually for particulate matter and discoloration prior to administration. If the solution is cloudy, the contents **MUST NOT** be injected.

Patients and caregivers who will administer OMNITROPE™ in medically unsupervised situations should receive appropriate training and instruction on the proper use of OMNITROPE™ from the physician or other suitably qualified health professional.

STABILITY AND STORAGE

Store OMNITROPE™ refrigerated at 2° to 8°C (36° to 46°F). Do not freeze. OMNITROPE™ is light sensitive and should be stored in the carton.

OMNITROPE™ 1.5 mg is supplied with a diluent without preservative. After reconstitution, the vial may be stored under refrigeration for up to 24 hours. Use once and discard any remaining solution.

OMNITROPE™ 5.8 mg is supplied with a diluent containing benzyl alcohol as a preservative. After reconstitution, the contents of the vial must be used within 3 weeks. After the first injection the vial should be stored in the carton in a refrigerator at 2° to 8°C (36° to 46°F).

HOW SUPPLIED

OMNITROPE™ (somatropin [rDNA origin]) for Injection 1.5 mg/vial

After reconstitution, the concentration is 1.33 mg/mL (approximately 4 IU/mL).

Carton contains 1 vial of OMNITROPE™ 1.5 mg and 1 vial of diluent (Sterile Water for Injection).

NDC 43858-700-01

OMNITROPE™ (somatropin [rDNA origin]) for Injection 5.8 mg/vial

After reconstitution, the concentration is 5 mg/mL (approximately 15 IU/mL).

Carton contains 8 vials of OMNITROPE™ 5.8 mg and 8 vials of diluent (Bacteriostatic Water for Injection containing 1.5% benzyl alcohol as a preservative.)

NDC 43858-701-01

NDA 21-426 Agreed upon text

Rx only

Manufactured in Austria by Sandoz GmbH.

Distributed by Sandoz Inc., Princeton, NJ 08540.

Date of Revision May 17, 2006.

OMNITROPE™
somatropin [rDNA origin] for injection

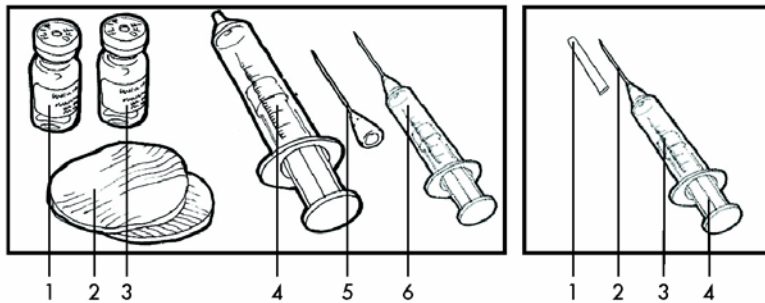
INSTRUCTIONS FOR OMNITROPE™ 5.8 MG/VIAL

The following instructions explain how to inject OMNITROPE™ 5.8 mg. Do not inject OMNITROPE™ yourself until your healthcare provider has taught you and you understand the instructions. Ask your health care provider or pharmacist if you have any questions about injecting OMNITROPE™.

- OMNITROPE™ 5.8 mg is for multiple uses.
- The concentration of OMNITROPE™ after mixing is 5 mg/mL.
- After mixing, OMNITROPE™ 5.8 mg contains a preservative and should not be used in newborns.

Preparation

Collect necessary items before you begin:



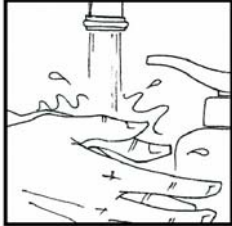
1. vial with lyophilized powder
 2. alcohol swabs
 3. vial with diluent for Omnitrope
 4. sterile, disposable syringe (e. g. a 3 mL syringe)
 5. needle for withdrawing the diluent from the vial
 6. sterile, disposable syringe of appropriate size (e.g. a 1 mL syringe) and needle for subcutaneous injection
1. needle cap
 2. needle
 3. barrel with dosing scale
 4. plunger

- a vial with OMNITROPE™ 5.8 mg
- a vial with diluent (mixing liquid - Bacteriostatic Water for Injection containing benzyl alcohol as preservative) for OMNITROPE™ 5.8 mg
- a sterile, disposable 3 mL syringe and needle for withdrawing the diluent from the vial (not supplied in the pack)

NDA 21-426 Agreed upon text

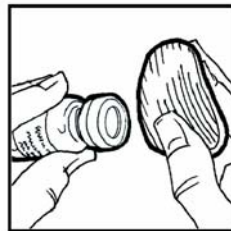
- sterile disposable 1 mL syringes and needles for under the skin (subcutaneous) injection (not supplied in the pack)
- 2 alcohol swabs (not supplied in the pack)

Wash your hands before you start with the next steps.

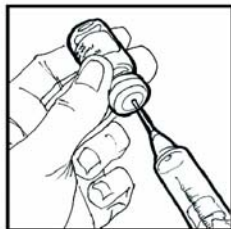
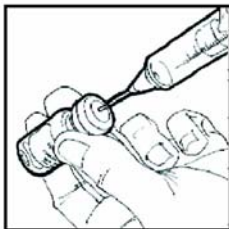


Mixing OMNITROPE™ 5.8 mg

- Remove the protective caps from the two vials. With one alcohol swab, clean both the rubber top of the vial that contains the powder and the rubber top of the vial that contains diluent.



- Use next the sterile diluent vial, the disposable 3 mL syringe and a needle.
- Attach the needle to the syringe (if not attached already). Pull back the syringe plunger and fill the syringe with air. Push the needle fitted to the syringe through the rubber top of the diluent vial, push all the air from the syringe into the vial, turn the vial upside down, and withdraw all the diluent from the vial into the syringe. Remove the syringe and needle.

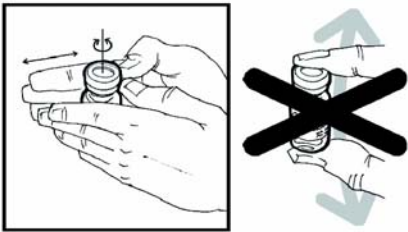


- Next take the syringe with the diluent in it and push the needle through the rubber stopper of the vial that contains the white powder. Inject the diluent slowly. Aim the stream of liquid

against the glass wall in order to avoid foam. Remove the syringe and needle and dispose of them.



- Gently swirl the vial until the content is completely dissolved. **Do not shake.**



- If the medicine is cloudy or contains particles, it should not be used. The medicine must be clear and colorless after mixing.
- **After mixing the medicine, the medicine in the vial must be used within 3 weeks. Store the vial in a refrigerator at 36° to 46° F (2° to 8° C) after mixing and using it each time.**

Measuring the Dose of OMNITROPE™ 5.8 mg to Be Injected

- Next use the sterile, disposable 1 mL (or similar) syringe and needle for subcutaneous injection. Push the needle through the rubber top of the vial that contains the medicine that you have just mixed.
- Turn the vial and the syringe upside down.

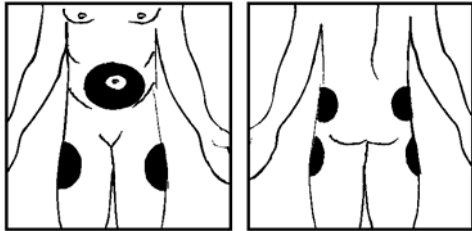


- Be sure the tip of the syringe is in the OMNITROPE™ mixed medicine.
- Pull back on the plunger slowly and withdraw the dose prescribed by your doctor into the syringe.
- Hold the syringe with the needle in the vial pointing up and remove the syringe from the vial.

- Check for air bubbles in the syringe. If you see any bubbles, pull the plunger slightly back; tap the syringe gently, with the needle pointing upwards, until the bubble disappears. Push the plunger slowly back up to the correct dose. If there is not enough medicine in the syringe after removing the air bubbles, draw more medicine into the syringe from the mixed medicine vial and repeat checking for bubbles.
- Look at the mixed medicine in the syringe before using. Do not use if discolored or particles are present. You are now ready to inject the dose.

Injecting OMNITROPE™ 5.8 mg

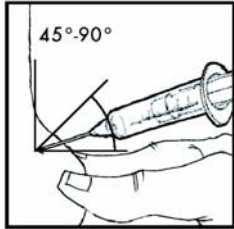
- Choose the site of injection on your body. The best sites for injection are tissues with a layer of fat between skin and muscle such as the upper leg (thigh), buttocks, or stomach area (abdomen) as in the picture shown below. **Do not inject near your belly button (navel) or waistline.**



- Make sure you rotate the injection sites on your body. Inject at least ½ inch from the last injection. Change the places on your body where you inject, as you have been taught.
- Before you make an injection, clean your skin well with an alcohol swab. Wait for the area to air dry.



- With one hand, pinch a fold of loose skin at the injection site. With your other hand, hold the syringe as you would a pencil. Insert the needle into the pinched skin straight in or at a slight angle (an angle of 45° to 90°). After the needle is in, remove the hand used to pinch the skin and use it to hold the syringe barrel. Pull back the plunger very slightly with one hand. If blood comes into the syringe, the needle has entered a blood vessel. Do not inject into this site; withdraw the needle and repeat the procedure at a different site. If no blood comes into the syringe, inject the solution by pushing the plunger all the way down gently.



- Pull the needle straight out of the skin. After injection, press the injection site with a small bandage or sterile gauze if needed for bleeding, for several seconds. Do not massage or rub the injection site.

After Injecting OMNITROPE™ 5.8 mg

- Discard the injection materials.
- Dispose the syringes safely in a closed container. You can ask your healthcare provider or pharmacist for a "sharps" container. A sharps container is a special container to put used needles and syringes in. You can return a full sharps container to your pharmacist or healthcare provider for disposal.
- The vial of mixed medicine must be stored in the refrigerator in its carton at 36° to 46° F (2° to 8° C) and used within 3 weeks.
- The solution should be clear after removal from the refrigerator. If the solution is cloudy or contains particles, **discard the vial. Do not inject the medicine from this vial.** Start over with a new vial of OMNITROPE™ 5.8 mg. Call your pharmacist if you need a replacement.
- Before each use disinfect the rubber top of the reconstituted vial with an alcohol swab. You **must** use a new disposable 1 mL syringe and needle for each injection.

Manufactured in Austria by Sandoz GmbH.
Distributed by Sandoz Inc., Princeton, NJ 08540.

Date of Revision May 17, 2006.

OMNITROPE™ somatropin [rDNA origin] for injection

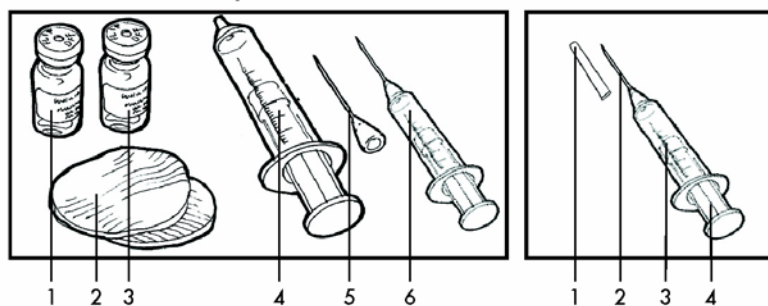
INSTRUCTIONS FOR OMNITROPE™ 1.5 MG/VIAL

The following instructions explain how to inject OMNITROPE™ 1.5 mg. Do not inject OMNITROPE™ yourself until your healthcare provider has taught you and you understand the instructions. Ask your health care provider or pharmacist if you have any questions about injecting OMNITROPE™.

- OMNITROPE™ 1.5 mg is for single use.
- The concentration of OMNITROPE™ after mixing is 1.3 mg/mL.

Preparation

Collect necessary items before you begin:



1. vial with lyophilized powder
 2. alcohol swabs
 3. vial with diluent for Omnitrope
 4. sterile, disposable syringe (e. g. a 3 mL syringe)
 5. needle for withdrawing the diluent from the vial
 6. sterile, disposable syringe of appropriate size (e.g. a 1 mL syringe) and needle for subcutaneous injection
1. needle cap
 2. needle
 3. barrel with dosing scale
 4. plunger


- a vial with OMNITROPE™ 1.5 mg
- a vial with diluent (mixing liquid – Sterile Water for Injection) for OMNITROPE™ 1.5 mg
- a sterile, disposable 3 mL syringe and needle for withdrawing the diluent from the vial (not supplied in the pack)
- sterile disposable 1 mL syringes and needles for under the skin (subcutaneous) injection (not supplied in the pack)
- 2 alcohol swabs (not supplied in the pack)

Wash your hands before you start with the next steps.

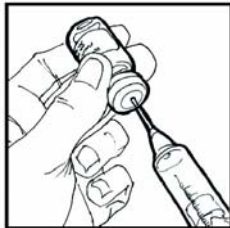
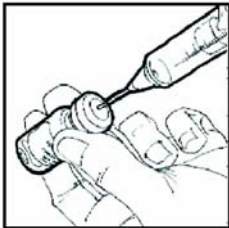


Mixing OMNITROPE™ 1.5 mg

- Remove the protective caps from the two vials. With one alcohol swab, clean both the rubber top of the vial that contains the powder and the rubber top of the vial that contains diluent.



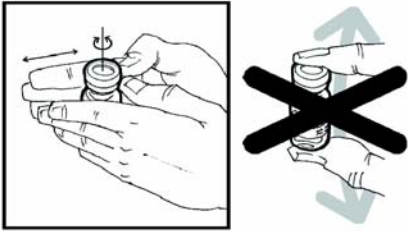
- Use next the sterile diluent vial, the disposable 3 mL syringe and a needle.
- Attach the needle to the syringe (if not attached already). Pull back the syringe plunger and fill the syringe with air. Push the needle fitted to the syringe through the rubber top of the diluent vial, push all the air from the syringe into the vial, turn the vial upside down, and withdraw all the diluent from the vial into the syringe. Remove the syringe and needle.



- Next take the syringe with the diluent in it and push the needle through the rubber stopper of the vial that contains the white powder. Inject the diluent slowly. Aim the stream of liquid against the glass wall in order to avoid foam. Remove the syringe and needle and dispose of them.



- Gently swirl the vial until the content is completely dissolved. **Do not shake.**



- If the medicine is cloudy or contains particles, it should not be used. The medicine must be clear and colorless after mixing.
- **After mixing the medicine use the solution immediately or at a maximum 24 hours after reconstitution.**

Measuring the Dose Of OMNITROPE™ 1.5 mg To Be Injected

- Next use the sterile, disposable 1 mL (or similar) syringe and needle for subcutaneous injection. Push the needle through the rubber top of the vial that contains the medicine that you have just mixed.
- Turn the vial and the syringe upside down.



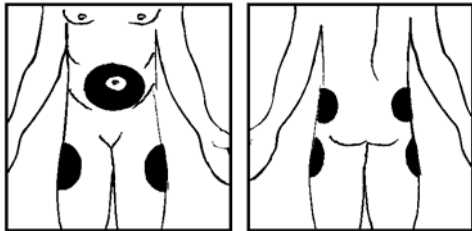
- Be sure the tip of the syringe is in the OMNITROPE™ mixed medicine.
- Pull back on the plunger slowly and withdraw the dose prescribed by your doctor into the syringe.
- Hold the syringe with the needle in the vial pointing up and remove the syringe from the vial.
- Check for air bubbles in the syringe. If you see any bubbles, pull the plunger slightly back; tap the syringe gently, with the needle pointing upwards, until the bubble disappears. Push

the plunger slowly back up to the correct dose. If there is not enough medicine in the syringe after removing the air bubbles, draw more medicine into the syringe from the mixed medicine vial and repeat checking for bubbles.

- Look at the mixed medicine in the syringe before using. Do not use if discolored or particles are present. You are now ready to inject the dose.

Injecting OMNITROPE™ 1.5 mg

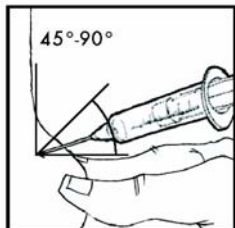
- Choose the site of injection on your body. The best sites for injection are tissues with a layer of fat between skin and muscle such as the upper leg (thigh), buttocks, or stomach area (abdomen) as in the picture shown below. **Do not inject near your belly button (navel) or waistline.**



- Make sure you rotate the injection sites on your body. Inject at least ½ inch from the last injection. Change the places on your body where you inject, as you have been taught.
- Before you make an injection, clean your skin well with an alcohol swab. Wait for the area to air dry.



- With one hand, pinch a fold of loose skin at the injection site. With your other hand, hold the syringe as you would a pencil. Insert the needle into the pinched skin straight in or at a slight angle (an angle of 45° to 90°). After the needle is in, remove the hand used to pinch the skin and use it to hold the syringe barrel. Pull back the plunger very slightly with one hand. If blood comes into the syringe, the needle has entered a blood vessel. Do not inject into this site; withdraw the needle and repeat the procedure at a different site. If no blood comes into the syringe, inject the solution by pushing the plunger all the way down gently.



- Pull the needle straight out of the skin. After injection, press the injection site with a small bandage or sterile gauze if needed for bleeding, for several seconds. Do not massage or rub the injection site.

After Injecting OMNITROPE™ 1.5 mg

- Discard the vials and injection materials.
- Dispose the syringes safely in a closed container. You can ask your healthcare provider or pharmacist for a "sharps" container. A sharps container is a special container to put used needles and syringes in. You can return a full sharps container to your pharmacist or healthcare provider for disposal.

Manufactured in Austria by Sandoz GmbH.

Distributed by Sandoz Inc., Princeton, NJ 08540.

Date of Revision May 17, 2006.

Omnitrope and Diluent Labels: 1.5 mg/vial & 5.8 mg/vial

Diluent For Omnitrope™ 1.5 mg Sterile Water for Injection
1.13 mL/vial Store refrigerated.

Made in Austria
Dist. by Sandoz Inc., Princeton, NJ 08540

SANDOZ

Rev. 05-2006 SET-V06-053
Exp: Lot:

CODE

Omnitrope™ Somatropin [rDNA origin] for Injection
1.5 mg/vial Store refrigerated. Protect from light.
Made in Austria
Dist. by Sandoz Inc., Princeton, NJ 08540

SANDOZ

Rev. 05-2006 SET-V06-052
NDC 4385-8700-01
Exp: Lot:

CODE

Diluent For Omnitrope™ 5.8 mg Bacteriostatic Water for Injection NOT FOR USE IN NEWBORNS
1.14 mL/vial Store refrigerated.

Made in Austria
Dist. by Sandoz Inc., Princeton, NJ 08540

SANDOZ

Rev. 05-2006 SET-V06-055
Exp: Lot:

CODE

Omnitrope™ Somatropin [rDNA origin] for Injection
5.8 mg/vial Store refrigerated. Protect from light.
Made in Austria
Dist. by Sandoz Inc., Princeton, NJ 08540

SANDOZ

Rev. 05-2006 SET-V06-054
NDC 4385-8701-01
Exp: Lot:

CODE

Exp.:-
Lot:

S **R_x only**
SANDOZ
1.5 mg/vial
Somatropin (rDNA origin) for Injection 1.13 mL
Sterile Water for Injection (SFI)
diluent without preservative (SFI)
Somatropin (rDNA origin) for Injection 1.13 mL
Sterile Water for Injection (SFI)
diluent without preservative (SFI)
10-007-98989-00N

Omnitrope™ NDC 43858-700-01
Somatropin (rDNA origin) for Injection
and
diluent without preservative (Sterile Water for Injection 1.13 mL)
1.5 mg/vial
Each carton contains:
1 vial of Omnitrope
1 vial of Water for Injection
For subcutaneous injection only **R_x only**
SANDOZ

FS-406-102

Each Omnitrope vial contains:
Somatropin 1.5 mg
Glycine 27.5 mg
Histidine hydrochloride 0.38 mg
Sodium dihydrogen phosphate dibydrate 0.21 mg
Each vial of diluent contains:
1.13 mL water for injection
After reconstitution with 1.13 mL of the diluent, the concentration of somatropin is 1.33 mg/mL.
After reconstitution, the content of the vial must be used within 24 hours.
Discard unused portion.

Version 5
ESStk-Vials mit Einlage und Beipackzettel
G22 250g

Omnitrope™ NDC 43858-700-01
Somatropin (rDNA origin) for Injection
and
diluent without preservative (Sterile Water for Injection 1.13 mL)
1.5 mg/vial
Each carton contains:
1 vial of Omnitrope
1 vial of Water for Injection
For subcutaneous injection only **R_x only**
SANDOZ

See enclosed directions for use. Before administration, read package insert for complete prescribing and product information.
Store refrigerated, 35° to 45° F (2° to 8° C).
Protect from light.
Keep out of the reach of children.
After reconstitution, the content of the vial must be used within 24 hours.
Discard unused portion.

3 4 3 8 5 8 - 7 0 0 - 0 1 3
N
Manufacturer in Austria by Sanofi-Genfit
Distributed by Sandoz Inc., Princeton, NJ 08540



5.8 mg/vial carton: Principal Panel 1 and Top Panel

www.sandoz.com
4x451x Vials mit Einlage und Beipackzettel
CCZ 250g

NDC 43858-701-01

Each Omnitrope vial contains:
Somatropin
Glycine
Disodium hydrogen phosphate heptahydrate
Sodium dihydrogen phosphate dihydrate

Each vial of diluent contains:
Water for injection
in 1.14 mL water for injection

After reconstitution with 1.14 mL of the diluent,
the concentration of somatropin is 5 mg/mL.

Reconstituted solution should be stored in refrigerator
in this box and may be used for up to 21 days.
Once reconstituted discard unused portion after 21 days.

5.8 mg
27.6 mg
2.29 mg
0.56 mg
17.00 mg

NDC 43858-701-01

Omnitrope™
Somatropin [rDNA origin] for Injection
and
diluent with preservative (Bacteriostatic Water for Injection 1.14 mL)

5.8 mg/vial

Each carton contains:
8 vials of Omnitrope 5.8 mg/vial
8 single use vials of Bacteriostatic Water for Injection 1.14 mL

For subcutaneous injection only

NOT FOR USE IN NEWBORNS

Rx only

SANDOZ

See enclosed directions for use. Before
using, inspect vials for discoloration or
complete prescribing and product information.
Store refrigerated, 36° to 46° F (2° to 8° C).
Protect from light.
Keep out of the reach of children.



N 3 43858-701-010

Manufactured in Austria by Sandoz GmbH
Distributed by Sandoz Inc., Princeton, NJ 08540

NDC 43858-701-01